

These exercises are on the pitch "C"
Check for changing time signatures.

[Click for the pitch "C"](#)

69. Musical exercise 69 in 6/8 time signature. The notation consists of a single staff with a treble clef and a key signature of one flat (Bb). The piece begins with a 6/8 time signature. The melody is written in a sequence of eighth notes and quarter notes with various rests and accents. The exercise concludes with a double bar line.

70. Musical exercise 70 in 4/4 time signature. The notation consists of a single staff with a treble clef and a key signature of one flat (Bb). The piece begins with a 4/4 time signature. The melody is written in a sequence of eighth and sixteenth notes with various rests and accents. The exercise concludes with a double bar line.

71. Musical exercise 71 in 9/8 time signature. The notation consists of a single staff with a treble clef and a key signature of one flat (Bb). The piece begins with a 9/8 time signature. The melody is written in a sequence of eighth notes and quarter notes with various rests and accents. The exercise concludes with a double bar line.

72. Musical exercise 72 in 3/4 time signature. The notation consists of a single staff with a treble clef and a key signature of one flat (Bb). The piece begins with a 3/4 time signature. The melody is written in a sequence of eighth and sixteenth notes with various rests and accents. The exercise concludes with a double bar line.

73. Musical exercise 73 in 6/8 time signature. The notation consists of a single staff with a treble clef and a key signature of one flat (Bb). The piece begins with a 6/8 time signature. The melody is written in a sequence of eighth notes and quarter notes with various rests and accents. The exercise concludes with a double bar line.

74. Musical exercise 74 in 4/4 time signature. The notation consists of a single staff with a treble clef and a key signature of one flat (Bb). The piece begins with a 4/4 time signature. The melody is written in a sequence of eighth and sixteenth notes with various rests and accents. The exercise concludes with a double bar line.



INTERVAL OF A 2ND

Understanding intervals is a crucial tool when sight-singing. Let's focus on the interval of a 2nd first.

When singing 2nds, you are singing "stepping" notes, or notes that are in order in a scale.

For example: Do-Re-Mi-Fa-Sol consists of 2nds.

Here is a list of famous songs that contain 2nds. You can hear these songs in your head while you are sight-singing. Click to hear each example!



FINAL REVIEW

Listen to the following examples and determine what interval you hear. The first examples will be harmonic intervals (two notes sounded at the same time), the second examples will be melodic examples (one note followed by another). Answers are provided at the end of this chapter.

HARMONIC INTERVALS

a.	Maj. 6th	Per. 8th
b.	min. 2nd	min. 7th
c.	Maj. 7th	Per. 8th
d.	Per. 5th	Per. 4th
e.	min. 6th	min. 3rd
f.	Maj. 3rd	Maj. 6th
g.	Per. 8th	Per. 5th
h.	min. 2nd	Maj. 7th
i.	Tritone	Maj. 7th
j.	Per. 4th	Per. 5th
k.	min. 3rd	min. 6th
l.	min. 7th	min. 6th
m.	Maj. 7th	min. 7th
n.	Per. 5th	Tritone
o.	Maj. 2nd	min. 2nd
p.	Per. 4th	Maj. 2nd

MELODIC EXERCISES IN D MELODIC MINOR

Click for the starting pitch "D"

113.

114.

115.

116.

117.

118.

119.


120.

MELODIC EAR TRAINING

In this section, you will hear a melody consisting of notes within the range of an octave as in the melodic sight-singing section. Examples may be in any of the Major or minor keys.

Look at the melodies in column A and B for each question, click to listen, and determine the melody you hear. Pay special attention to the direction of the notes.

A

18. 

Click to hear the example


B



A

19. 

B



A

20. 


B



A

21. 


B




A

22. 


B



A

23. 

B



Listen to the following examples of Natural, Harmonic & Melodic minor scales, as well as Major Scales & Arpeggios (covered in Level 8). Choose whether the example you hear is in column A or B.

A	B
112. Harmonic minor	Melodic minor
113. Natural minor	Melodic minor
114. Major Scale	Major Arpeggio
115. Harmonic minor	Melodic minor
116. Harmonic minor	Natural minor
117. Harmonic minor	Melodic minor
118. Major Scale	Major Arpeggio
119. Harmonic minor	Melodic minor
120. Natural minor	Melodic minor
121. Harmonic minor	Melodic minor
122. Harmonic minor	Melodic minor
123. Major Scale	Major Arpeggio
124. Harmonic minor	Melodic minor
125. Harmonic minor	Natural minor

PRACTICE TEST #2

Click the play button to listen to each question and its musical example. Choose the correct answer.

A

1. Interval of a min. 7th

B

Interval of a Maj. 7th

A

2. Maestoso

B

Doloroso

A

3. Natural minor scale

B

Harmonic minor scale

A

4. Tritone

B

Interval of a Per. 4th

A

5. Stringendo

B

Ritardando

A

6. Embellishment

B

Descant